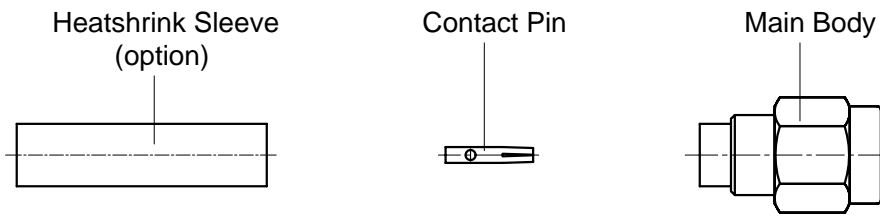


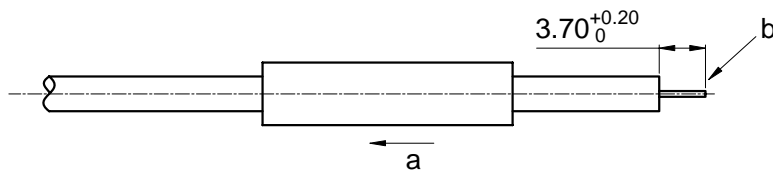
P/N: 61-03-2M14-009 (REV. A)

Description: RP SMA Straight Male Solder for RG402/Semi-rigid .141 Cable



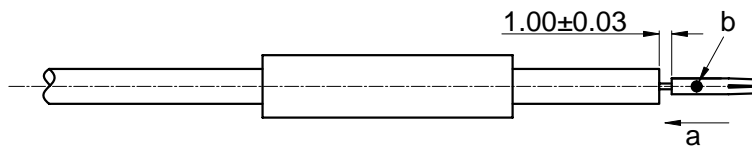
### STEP 1

- Slide the Heatshrink Sleeve onto the cable (option).
- Strip the cable according to the dimensions as below.



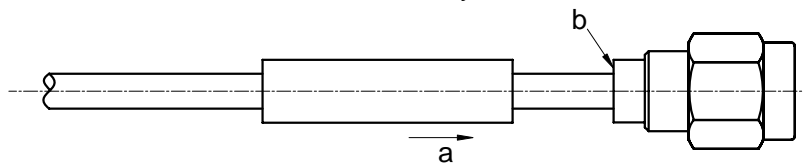
### STEP 2

- Slide the Contact Pin onto the inner conductor, ensure the dimension  $1.00 \pm 0.03$  between the bottom of Contact Pin and cable dielectric.
- Solder the Center Contact onto the cable.



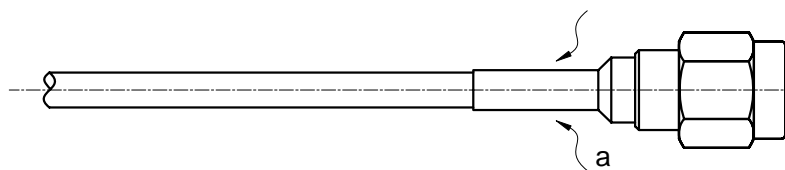
### STEP 3

- Slide the cable into the Main Body until it stops.
- Solder the cable onto the Main Body.



### STEP 4

- Slide the Heatshrink Sleeve over the Main Body and heatshrink it in place (option).



Note: Dimensions in millimeters (mm).